



FALGAS

— Amusement Rides —

ATTRACTIONS

DECORATIVE FIGURES



IAAPA Member · Design registered · Manufactured in EU · CE certifications

01

CAROUSELS



01.1 HERON CAROUSEL

REF. 24567

Classic and elegant carousel with high quality details.



- 20 seats
- 6 different figures
- LED lights
- adjustable speed



FIGURES



Swan - 1 seat



Horse - 1 seat



Horse 2 - 1 seat



Elephant - 1 seat



Spinning Pot - 3 seats



Carriage - 4 seats

WEIGHT	2500 kg / 5511.6 lb	POWER	1300 W
VOLTAGE	230 V - 50 Hz / 230 V - 60 Hz / 120 V - 60 Hz		
SET UP	8 h / 2 people		



TICKET OFFICE



Ticket Office with classic style.
Optional: control panel incorporated.

FENCES

Wooden fences. Straight sections.



01.2 SELVA CAROUSEL

REF. 35467

Carousel with wild animals decoration.



- 10 seats
- seats with butterfly shape
- adjustable speed



seats with steel safety bar and seat belt



stainless steel chains & enclosures



380 LED lights

WEIGHT	2000 kg / 4409.2 lb	POWER	1200 W
VOLTAGE	230 V - 50 Hz / 230 V - 60 Hz / 120 V - 60 Hz		
SET UP	6 h / 2 people		



TICKET OFFICE



Ticket Office with classic style.
Optional: control panel incorporated.

FENCES

Green curved metal fences.



02

TRAINS



02.1 SAFARI TRAIN

REF. 16985

Electric train on tracks with wild animals decoration.

14 seats
(children & adults)

safety chain

LED lights



buttons with sound and speakers in each wagon



bell at the locomotive



wagons' ceiling with translucent color



high quality figures

WEIGHT	1084 kg / 2389.8 lb	POWER	3000 W
VOLTAGE	230 V - 50 Hz / 230 V - 60 Hz / 120 V - 60 Hz		
SET UP	2 h / 2 people		



02.2 WESTERN TRAIN

REF. 35545

Electric train on tracks
with Far West theme.



20 seats
(children & adults)

3 different driving
experiences

anti derailment
system with 3
clamping points



safety chain

seat belt

sound and LED
lights in each
wagon

WEIGHT	1550 kg / 3417.2 lb	POWER	2500 W
VOLTAGE	230 V - 50 Hz / 230 V - 60 Hz / 120 V - 60 Hz		
SET UP	2 h / 2 people		

02.3 CLASSIC TRAIN

REF. 32372

Electric train on tracks
with steam locomotive style.



20 seats
(children & adults)

seat belt

LED lights



safety chain

sound in each
wagon

WEIGHT	995 kg / 2193.6 lb	POWER	3000 W
VOLTAGE	230 V - 50 Hz / 230 V - 60 Hz / 120 V - 60 Hz		
SET UP	2 h / 2 people		



02.4 OCEANIC TRAIN

REF. 26164

Electric train on tracks with marine decoration.



16 seats
(children & adults)

safety chain

LED lights



WEIGHT	1084 kg / 2389.8 lb	POWER	3000 W
VOLTAGE	230 V - 50 Hz / 230 V - 60 Hz / 120 V - 60 Hz		
SET UP	2 h / 2 people		

02.5 ORIENT EXPRESS

REF. 107

Small sized electric train on tracks with classic locomotive.



26 seats
(only children)

LED lights



WEIGHT	587 kg / 1294.1 lb	POWER	1800 W
VOLTAGE	230 V - 50 Hz / 230 V - 60 Hz / 120 V - 60 Hz		
SET UP	2 h / 2 people		



02.6 CHRISTMAS TRAIN

REF. 17117

Electric train on tracks
with Christmas theme.



- 14 seats
(children & adults)
- seat belt

LED lights

- safety chain
- sound in each wagon



02.7 POLAR TRAIN

REF. 20477

Electric train on tracks
with North Pole decoration.



- 16 seats
(children & adults)
- seat belt

LED lights

- safety chain
- sound in each wagon



WEIGHT	1030 kg / 2270.8 lb	POWER	3500 W
VOLTAGE	230 V - 50 Hz / 230 V - 60 Hz / 120 V - 60 Hz		
SET UP	2 h / 2 people		



CIRCUITS

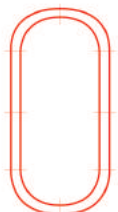
Several circuit possibilities.
Adaptable to the customer's needs.

**CIRCLE
CIRCUIT**



4 m
157.48"

**OVAL
CIRCUIT**



4 x 12 m
157.48" x 472.44"

**STANDARD
BEST SELLER
CIRCUIT**




9 x 12 m
354.33" x 472.44"

**GLASSES
CIRCUIT**



9 x 12 m
354.33" x 472.44"

LUXE CIRCUIT



9 x 15 m
354.33" x 590.55"

CONTROL PANEL



- Adjustable speed.
- Max. speed: 8 km/h.
- Adjustable riding time.
- Stop emergency button.

TICKET OFFICE



Ticket Office with
classic style.
Optional: control
panel incorporated.

Circle circuit:
Christmas Train with decorative figures.



Oval circuit: Safari Train with wild animals
decorative figures.



Standard circuit:
Christmas Train with decorative figures.




Standard circuit: Safari Train with wild animals
decorative figures.



Glasses circuit:
Safari Train with decorative figures.



Luxe circuit:
Christmas Train with porex decorative figures.



03

TRAMPOLINES



03.1 EXTREME JUMPING

Brand new concept in trampoline business that allows to jump and bounce off the walls!

REF. 39214



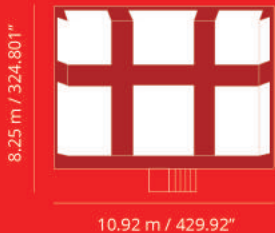
03.2 CIRCUS TRAMPOLINES

New circus-themed trampolines with multiple compositions.

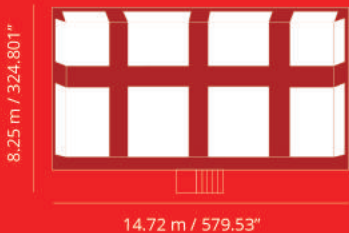
REF. 39738



6 TRAMPOLINES
REF. 39214



8 TRAMPOLINES
REF. 39315



4 TRAMPOLINES
REF. 39731



6 TRAMPOLINES
REF. 39738



8 TRAMPOLINES
REF. 39738



10 TRAMPOLINES
REF. 39740



12 TRAMPOLINES
REF. 39741



04

OTHERS



04.1 OFFROAD ADVENTURE GRIZZLY

REF. 39158

Family attraction with independent vehicles.



Made in fiber glass polyester

5 seats
(children & adults)

seat belt

LED lights

safety chain

front bumper



interactive sound buttons



motion sensor



back bumper

WEIGHT	1268 kg / 2795.5 lb	POWER	3500 W
VOLTAGE	230 V - 50 Hz / 230 V - 60 Hz / 120 V - 60 Hz		
SET UP	2 h / 2 people		

PAINTING

2 options of painting: flat and striped



BARRIERS

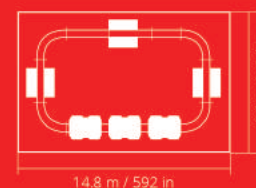
2 models: trunks and river. Different movement effects!



CIRCUITS

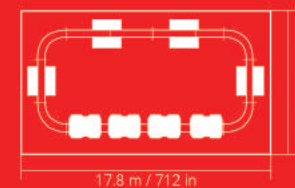
2 predefined circuits: Standard and Luxe.

STANDARD CIRCUIT



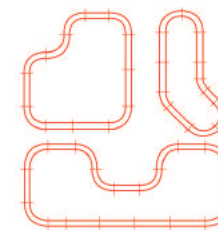
vehicles x3
barriers x3

LUXE CIRCUIT



vehicles x4
barriers x4

Build your own adventure!
Customizable circuits: number of vehicles, number of barriers, circuit length, thematic decoration...



04.2 RACE HORSE

REF. 25236

Close circuit horse racing attraction.



5 horses with
double saddle
(10 seats)

the child can be
accompanied by
an adult

3 different speeds

controlled through
a control panel

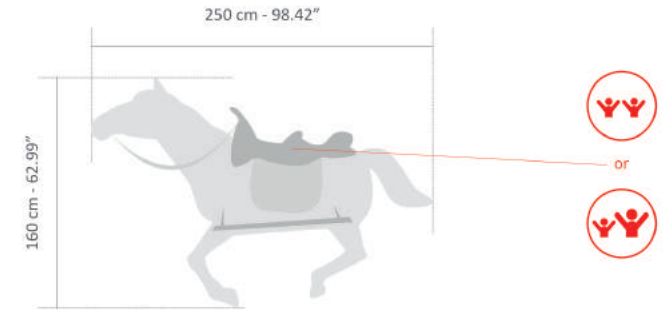
footrest

leather reins




WEIGHT	2600 kg / 5732.0 lb	POWER	5000 W
VOLTAGE	230 V - 50 Hz / 230 V - 60 Hz / 120 V - 60 Hz		
SET UP	6 h / 2 people		

HORSE SIZE



MOVEMENT

Gallop movement.
Horses move up & down.
Independent horses and movement.

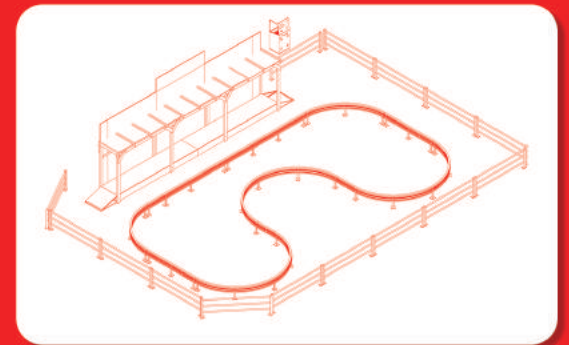


CIRCUITS

Predefined circuit: Standard

Includes:

- 55m / 2165.354\" of track.
- 14.8 x 8m + fences area: 11.4 x 9.3m / 582.68\" x 314.96\" + fences area: 448.8\" x 330.69\"
- 39m / 1535.4\" of fences.
- 5 Horses with double seat (10 seats).
- 1 Control panel.



Build your own race! Customizable circuit:
number of horses, adapted track, thematic decoration...



04.3 RODEO BULL

REF. 67

Exciting attraction that will test the player's skill and balance.



- 1 user
- minimum required children's height: 1.20 m / 47.244"
- adjustable speed
- stop emergency button

controlled through a control panel



rubber horns
lights on eyes

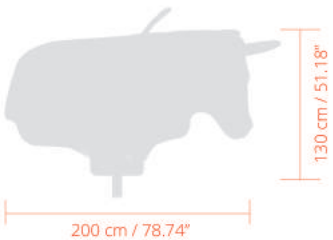


genuine cow leather



protective leather saddle (optional)

SIZE

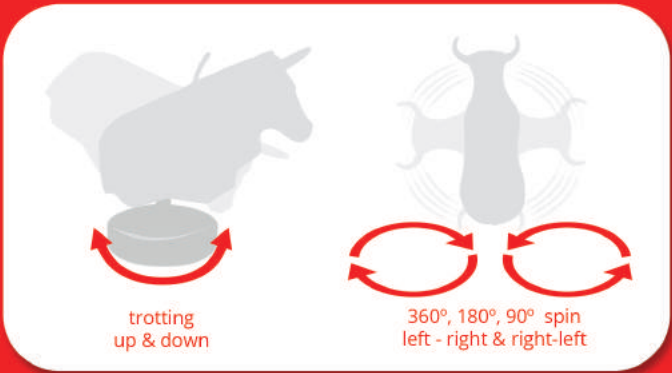


WEIGHT	450 kg / 992.08 lb	POWER	3500 W
VOLTAGE	230 V - 50 Hz / 230 V - 60 Hz / 120 V - 60 Hz		
SET UP	1 h / 1 people		



MOVEMENTS

- Up & Down: 9 speed levels.
- 360°, 180°, 90° spin left-right & right-left: 9 speed levels.
- Shaking.
- Hard mode: half spins and changing direction.
- Automatic movements by buttons.
- Manual movements by joystick.



05

FIGURES

Build your own themed park!




05.1 CHRISTMAS FIGURES

Experience the Magic of Christmas.



01 CANDY FENCE DECORATION
ref. 32329



02 SNOWMAN
ref. 39414



Buttons with LED lights.

03 CANDY CANE
ref. 39941



Present box.
3 different sizes.
3 colors.



04 PRESENT BOX -S
ref. 39940



05 PRESENT BOX -M
ref. 39939




06 PRESENT BOX -L
ref. 39938




05.2 FAR WEST

Welcome to the Wild Far West!




01 TOTEM
ref. 19727



02 COW
ref. 7239




03 CALF
ref. 7672



04 HORSE
ref. 6193




05 COLT
ref. 7246



05.3 JUNGLE

Live the adventure!



01 SHOWER ELEPHANT
ref. 1491

500cm
196.85in

260cm
102.36in

320cm
125.98in

02 SMALL ELEPHANT
ref. 1493

160cm
62.99in

150cm
59.05in

210cm
82.67in

03 GIRAFFE
ref. 22951

310cm
122.05in

50cm
19.68in

230cm
90.55in

04 BABY GIRAFFE
ref. 16464

170cm
66.93in

30cm
11.81in

85cm
33.46in

05 PALM TREE

S 400cm
80.70in

M 225cm
88.58in

L 275cm
108.27in

L 350cm
137.80in

06 HIPPO
ref. 16516

70cm
27.55in

80cm
31.49in

200cm
78.74in

07 CROCODILE
ref. 6061

100cm
39.37in

43cm
16.92in

55cm
21.65in

08 TIGER
ref. 7671

95cm
37.40in

80cm
31.49in

210cm
82.67in

05.4 PLATFORMS

Platform's figures.



01 BEAR with exchange machine and text panel ref. 35019

BEAR with exchange machine ref. 35018

BEAR ref. 35030



02 DRAGON ref. 34977 (head) | 34978 (body)

2 individual parts: head and body.
Both with lights.



03 GAS STATION with exchange machine ref. 15860

GAS STATION ref. 39499



04 FLOWER SEAT ref. 34979

Customizable colors.



FALGAS

— Amusement Rides —



info@falgas.com



www.falgas.com

www.falgasridesusa.com

(Recommended for the Americas)



+34 972 454 483

Follow us



IAAPA



SUREXPO



IAAPA



IAAPA



RetailShow
INNOVATION & CONSUMER 2010



IAAPA



IAAPA